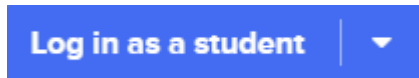




Students can access ST Math at home through clever.com

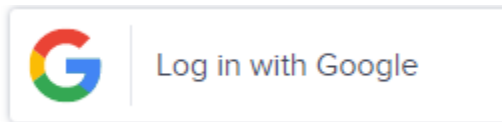
1. Go to clever.com
2. Select login as a student.



3. Type your school name. Choose your school from the list. Be careful, many school names are similar.

Search for your school

4. Select login with google



5. Type in **username:** student id goes here@student.carson.k12.nv.us
6. Type in **password:** ask your teacher if you do not remember your password
7. Once you have successfully logged into Clever, look for the ST Math icon.



STMath

**Play the Gray**  
Green means you've passed!  
Play the next gray level (or game).

**How to Exit:**

Remember to review Today's Accomplishments before exiting.



Los estudiantes pueden entrar al programa ST Math a través de [clever.com](http://clever.com)

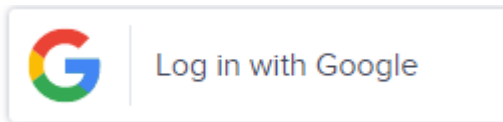
1. Entre a la página de internet [clever.com](http://clever.com)
2. Seleccione para acceder login as a student.



3. Escriba el nombre de su escuela. Elija su escuela de la lista. Tenga cuidado, muchos nombres de las escuelas son similares.

Search for your school

4. Seleccione login con google



5. Y escriba su **username/nombre de usuario**: *la identificación del estudiante va [aquí@student.carson.k12.nv.us](mailto:aquí@student.carson.k12.nv.us)*
6. Escriba su **password/contraseña**: *Pregunta a tu profesora si no recuerdas tu contraseña*
7. Una vez que logre entrar a Clever, busque el icono de ST Math.



STMath